

Scaled data based on original data using
LM-79-08 Approved Method: Electrical and Photometric Measurements of Solid-
State Lighting Products

Test Report Prepared for
Cooper Lighting Solutions
(formerly Eaton)

Brand: McGRAW-EDISON

Report Number: P946388

Luminaire Tested: **GALN-SB2A-760-U-RW**

Issue Date: 1/21/2025

Test Information

Test Method: LM-79-08
Report Number: P946388
TEST IS SCALED FROM IESNA LM-79-08 TEST DATA (G2-2411-289-19)
Test Lab: INNOVATION CENTER
Issue Date: 1/21/2025
Manufacturer: COOPER LIGHTING SOLUTIONS (FORMERLY EATON)
Product Line: MCGRAW-EDISON
Catalog Number: GALN-SB2A-760-U-RW
Description: GALLEON AREA AND ROADWAY HIGH DENSITY LED LUMINAIRE
(2) 70 CRI, 5700K, 350mA LIGHTSQUARES WITH 26 LEDS EACH AND RECTANGULAR
WIDE OPTICS
Light Source: -
Ballast/Driver: -

Summary

Lumens per Lamp: N/A
Luminaire Lumens: 9773 lumens
Efficiency: N/A
Efficacy: 170.6 lumens/watt
Luminous Opening: Rectangular (W 0.5' x L: 1' x H: 0')
IES Classification: Type III - Medium
BUG Rating: B3 - U0 - G3

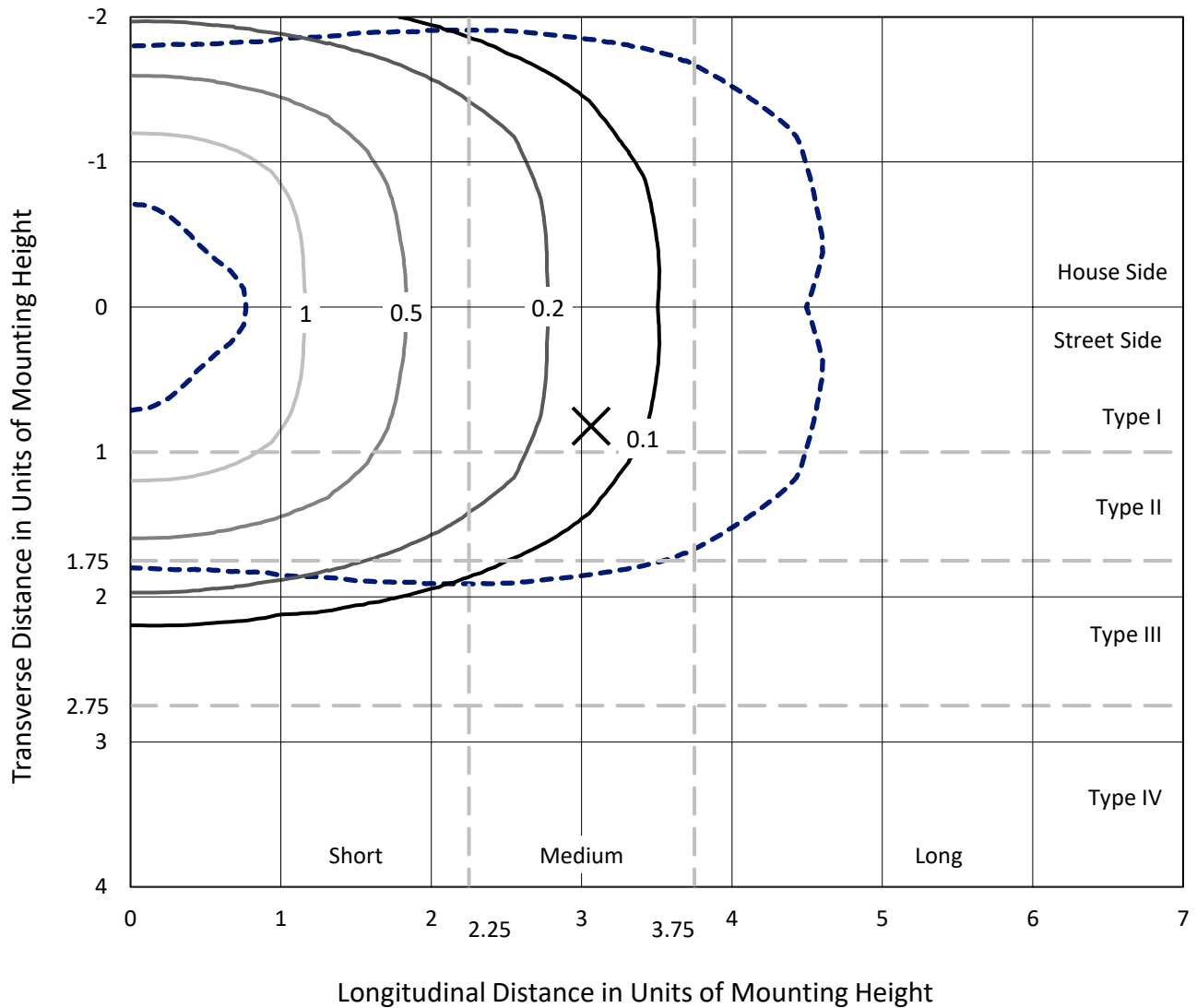
Input Watts (W): 57.3
Input Voltage (V): NR
Input Current (Ain): NR
Voltage Rise (V): NR
Power Factor: NR
Total Harmonic Distortion (THDi): NR
Frequency (hertz): 60
Stabilization Time: NR
Operation Time: NR
Ambient Temperature (°C): NR
Test Distance: 24 FT



REPORT NUMBER: P946388
 CATALOG NUMBER: GALN-SB2A-760-U-RW

Iso-Footcandle Lines of Horizontal Illumination

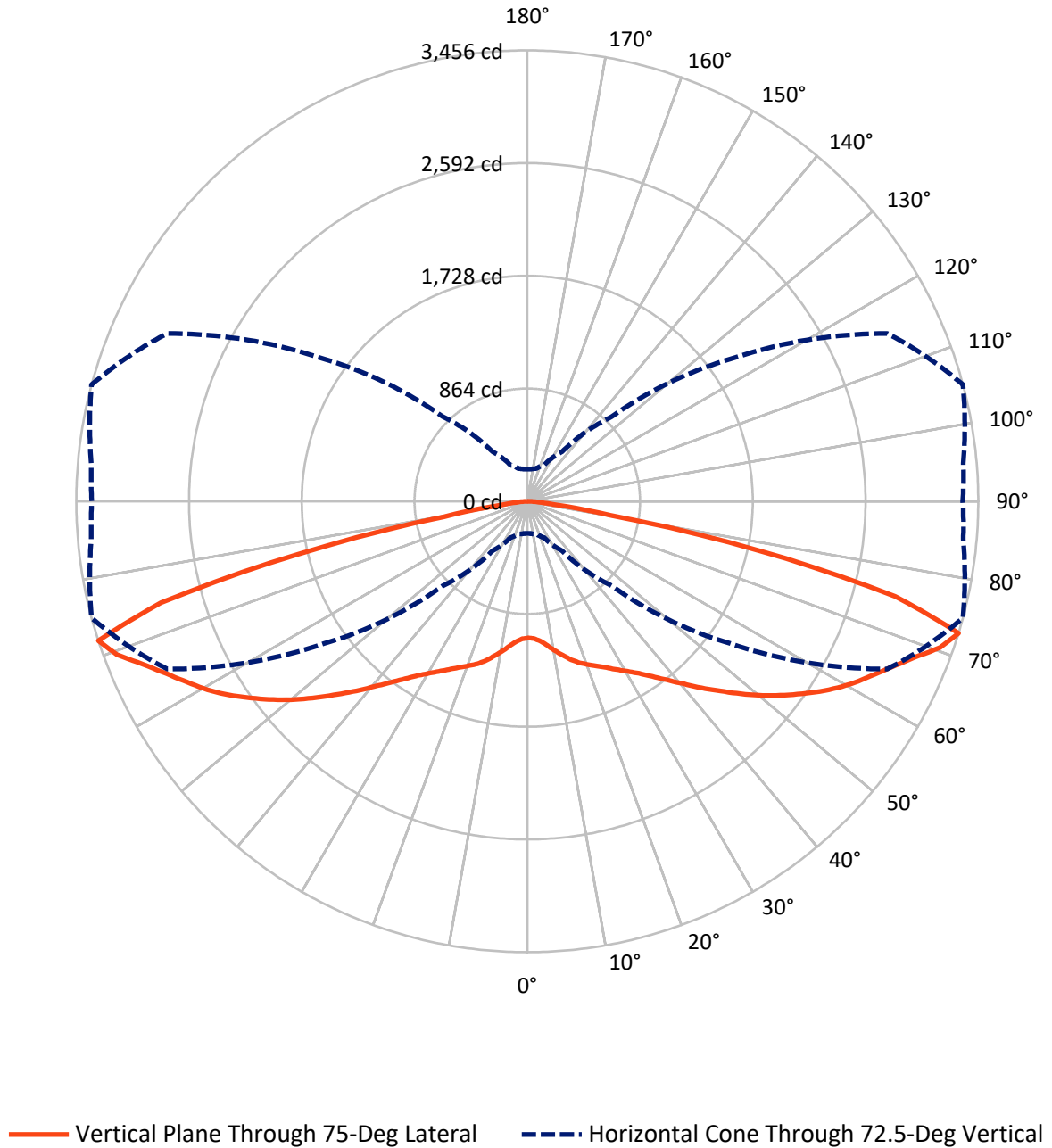
✕ Max cd
 - - - 1/2 Max cd



Based on 25 foot mounting height. Maximum calculated value = 1.8 fc
 Type III - Medium - N/A

REPORT NUMBER: P946388
CATALOG NUMBER: GALN-SB2A-760-U-RW

Luminous Intensity Polar Plot



REPORT NUMBER: P946388

CATALOG NUMBER: GALN-SB2A-760-U-RW

FLUX DISTRIBUTION:

		Downward	Upward	Total
House Side	Lumens	4886.5	0.0	4886.5
	% Fixture	50.0	0.0	50.0
Street Side	Lumens	4886.5	0.0	4886.5
	% Fixture	50.0	0.0	50.0
Total	Lumens	9773.0	0.0	9773.0
	% Fixture	100.0	0.0	100.0

ZONAL LUMENS:

Zone	Lumens	% Fixture
0°-10°	102.6	1.0
10°-20°	338.2	3.5
20°-30°	653.6	6.7
30°-40°	1103.6	11.3
40°-50°	1750.1	17.9
50°-60°	2343.2	24.0
60°-70°	2230.0	22.8
70°-80°	1163.7	11.9
80°-90°	88.1	0.9
90°-100°	0.0	0.0
100°-110°	0.0	0.0
110°-120°	0.0	0.0
120°-130°	0.0	0.0
130°-140°	0.0	0.0
140°-150°	0.0	0.0
150°-160°	0.0	0.0
160°-170°	0.0	0.0
170°-180°	0.0	0.0
0°-90°	9773.0	100.0
0°-180°	9773.0	100.0

Coefficient of Utilization



REPORT NUMBER: P946388

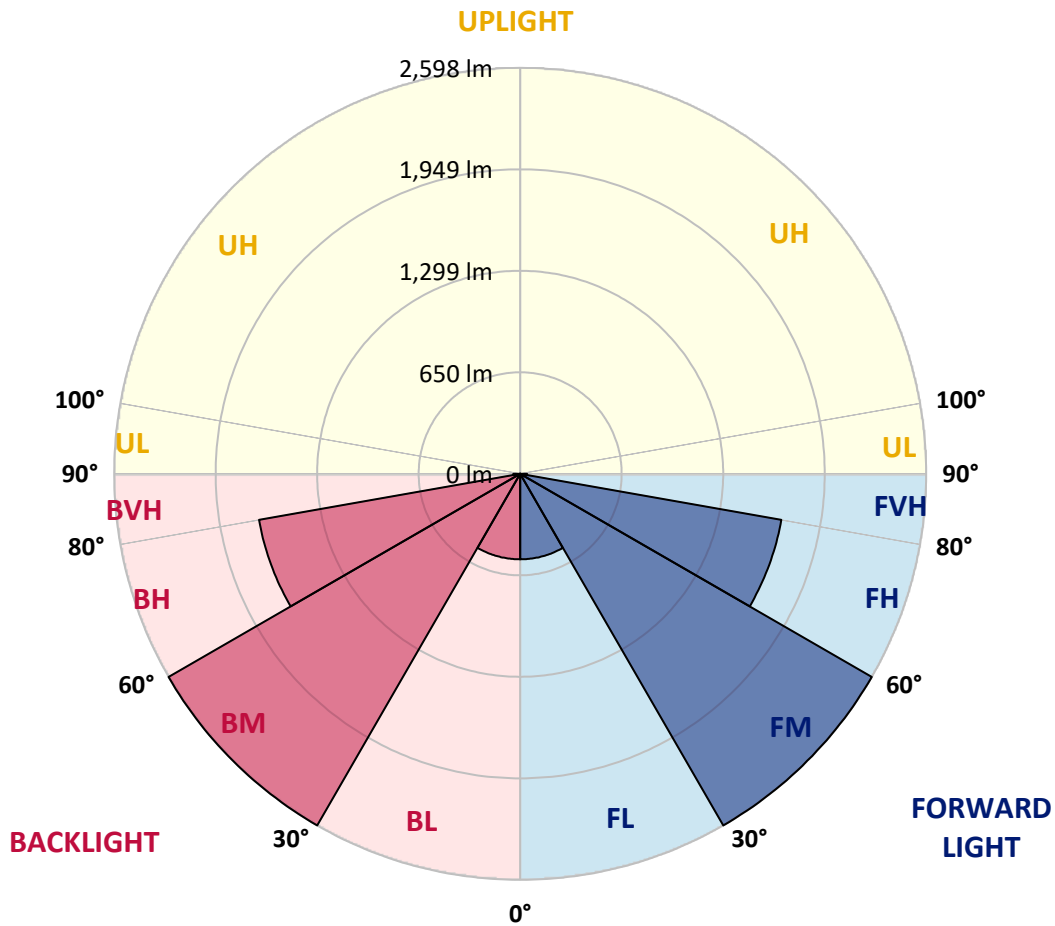
CATALOG NUMBER: GALN-SB2A-760-U-RW

LUMINAIRE CLASSIFICATION SYSTEM LUMEN TABLE AND BUG RATING:

Zone	Lumens	% Fixture	Zone Rating/Lumen Limit		
			B	U	G
FL (0°-30°)	547.2	5.6			
FM (30°-60°)	2598.5	26.6			
FH (60°-80°)	1696.8	17.4			G1/1800
FVH (80°-90°)	44.0	0.5			G1/100
BL (0°-30°)	547.2	5.6	B2/1000		
BM (30°-60°)	2598.5	26.6	B3/5000		
BH (60°-80°)	1696.8	17.4	B3/2500		G3/2500
BVH (80°-90°)	44.0	0.5			G1/100
UL (90°-100°)	0.0	0.0		U0/0	
UH (100°-180°)	0.0	0.0		U0/0	

BUG Rating: B3-U0-G3

Type III Medium



REPORT NUMBER: P946388

CATALOG NUMBER: GALN-SB2A-760-U-RW

CANDELA DISTRIBUTION (FULL):

	0°	5°	15°	25°	35°	45°	55°	65°	75°	85°
0°	1046.9	1046.9	1046.9	1046.9	1046.9	1046.9	1046.9	1046.9	1046.9	1046.9
2.5°	1046.9	1045.9	1046.9	1047.9	1047.4	1047.4	1049.9	1051.4	1054.3	1053.8
5°	1039.9	1039.4	1043.4	1047.9	1051.4	1057.3	1064.8	1070.3	1077.3	1078.8
7.5°	1036.4	1034.9	1041.9	1049.9	1060.8	1075.8	1090.3	1105.2	1117.2	1121.2
10°	1038.9	1039.4	1048.9	1063.8	1081.3	1102.3	1122.7	1148.2	1165.1	1169.1
12.5°	1050.4	1049.4	1065.3	1089.3	1113.2	1139.7	1163.6	1191.6	1210.0	1219.5
15°	1071.3	1069.3	1091.8	1127.2	1162.1	1193.1	1212.5	1239.0	1260.4	1272.4
17.5°	1096.3	1097.3	1126.7	1172.6	1218.5	1253.4	1271.9	1285.4	1301.8	1312.3
20°	1140.2	1142.2	1175.1	1229.5	1281.9	1321.8	1336.8	1331.8	1336.3	1344.3
22.5°	1199.1	1200.1	1237.0	1295.9	1350.7	1394.7	1404.6	1384.2	1371.7	1377.2
25°	1267.4	1273.9	1310.8	1371.2	1427.6	1469.5	1474.0	1443.1	1412.1	1413.6
27.5°	1350.7	1356.7	1394.2	1454.0	1511.4	1547.8	1547.3	1505.9	1460.5	1449.0
30°	1441.1	1447.5	1486.0	1547.8	1601.2	1633.2	1626.2	1576.8	1511.9	1490.5
32.5°	1548.3	1552.3	1591.3	1653.1	1702.5	1728.0	1713.5	1652.6	1571.8	1547.3
35°	1678.1	1684.1	1713.0	1771.4	1814.8	1835.8	1811.3	1739.4	1648.6	1621.2
37.5°	1826.3	1822.3	1855.2	1907.1	1943.0	1956.0	1922.6	1837.2	1736.5	1704.0
40°	1981.0	1979.0	2014.9	2064.8	2084.2	2092.2	2042.8	1949.5	1837.7	1802.8
42.5°	2121.2	2119.7	2168.1	2223.5	2246.9	2237.9	2175.6	2068.8	1955.0	1915.1
45°	2233.4	2231.4	2290.8	2368.7	2414.6	2399.6	2315.8	2200.5	2073.8	2032.4
47.5°	2319.8	2320.8	2384.6	2480.9	2561.3	2566.8	2459.0	2334.7	2204.5	2157.6
50°	2382.1	2385.1	2453.5	2560.3	2670.1	2718.5	2605.2	2472.5	2339.7	2286.8
52.5°	2397.6	2403.1	2485.4	2610.7	2739.9	2832.2	2753.9	2604.7	2468.0	2417.6
55°	2315.3	2326.3	2430.5	2606.7	2782.8	2907.1	2884.6	2738.9	2597.2	2545.3
57.5°	2126.2	2141.6	2263.4	2493.4	2773.3	2958.5	2985.9	2867.6	2726.4	2676.5
60°	1861.2	1879.7	1996.4	2247.4	2639.6	2977.4	3057.3	2992.9	2845.2	2796.8
62.5°	1461.5	1485.5	1625.2	1919.6	2357.2	2889.1	3118.1	3106.2	2952.0	2891.6
65°	937.6	963.0	1110.2	1458.0	1980.5	2618.7	3137.1	3216.4	3064.7	2980.4
67.5°	565.3	576.8	649.7	883.7	1447.5	2211.0	2976.4	3338.7	3196.5	3091.7
70°	361.8	368.2	411.7	518.9	818.3	1613.2	2578.2	3361.6	3356.1	3206.0
72.5°	245.5	247.5	259.0	307.4	463.1	916.6	1901.6	3043.3	3455.9	3353.2
75°	179.6	190.6	209.1	217.6	263.0	458.1	1089.8	2138.1	2912.6	2957.5
77.5°	133.7	134.2	159.7	169.7	187.6	244.0	461.1	1193.6	1808.3	1898.6
80°	113.3	107.3	106.8	136.7	141.2	152.2	206.1	412.2	647.7	392.7
82.5°	94.3	87.8	79.3	106.8	96.3	93.3	89.3	167.7	206.1	101.3
85°	65.9	62.9	59.9	69.9	54.9	46.9	42.9	78.3	86.8	42.9
87.5°	28.4	29.4	29.9	30.9	23.0	16.5	16.5	22.0	22.0	17.0
90°	0.0	0.0	0.0	0.0	0.0	0.0	0.0	0.0	0.0	0.0

(END C

90°
1046.9
1053.4
1078.8
1122.2
1173.1
1223.5
1276.9
1317.3
1350.2
1381.2
1416.1
1452.5
1493.0
1553.3
1625.2
1710.0
1814.3
1925.1
2041.8
2171.6
2302.8
2430.5
2559.8
2688.0
2807.3
2898.6
2990.9
3099.7
3205.0
3337.2
2848.7
1693.5
296.9
86.3
37.9
12.5
0.0

OF REPORT)